



# STANDARD FEATURES

Multi-layered finished doors have a solid wood frame and MDF center panel. MDF center panel minimizes expansion and contraction for minimal cracking.

Mortise and tenon door and drawer joints for robust and durable construction.

The 6-way adjustable soft-close hinges allow doors to close silently and smoothly.

3/4" thick plywood shelf has six finished sides and four metal shelf clips to withstand heavy items.

Full access frameless cabinets allow for ample storage.



Interior metal support brackets reinforce corners and create a stable and long-lasting foundation.

Solid wood drawer construction with four corner dovetail joints, the strongest joints used in cabinetry.

Concealed under-mount drawer glides have full extension for easy access to the deepest part of the drawer.

Interior and exterior finishes match for a flawless look.

The 3/4" plywood box panel construction is 50% thicker than industry standards.

Concealed quick-release door hinges for swift and easy door removal for complete access.



KMCA compliant meets and exceeds high industry standards.



Carb 2 compliant certified to meet reduced emission standards for a safe environment. See page 40 for more information.



# SHAKER WHITE

- Shaker-style frameless cabinets with minimal detailing and a low profile
- Five-piece, solid wood frame doors have a robust mortise and tenon construction
- Solid wood drawers with dovetail joints
- Soft-close door and drawer mechanism
- 6-way adjustable hinges
- Concealed under-mount drawer glides with full extension
- 3/4" furniture-grade plywood construction
- Two interior metal corner supports on cabinet base
- Durable multi-layered painted drawer fronts and doors
- Matching interior and exterior finish
- Offered with a glass front option





# IMPERIAL BLUE

- Shaker-style frameless cabinets with minimal detailing and a low profile
- Five-piece, solid wood frame doors have a robust mortise and tenon construction
- Solid wood drawers with dovetail joints
- Soft-close door and drawer mechanism
- 6-way adjustable hinges
- Concealed under-mount drawer glides with full extension
- 3/4" furniture-grade plywood construction
- Two interior metal corner supports on cabinet base
- Durable multi-layered painted drawer fronts and doors
- Matching interior and exterior finish
- Offered with a glass front option





# STORM GRAY

- Shaker-style frameless cabinets with minimal detailing and a low profile
- Five-piece, solid wood frame doors have a robust mortise and tenon construction
- Solid wood drawers with dovetail joints
- Soft-close door and drawer mechanism
- 6-way adjustable hinges
- Concealed under-mount drawer glides with full extension
- 3/4" furniture-grade plywood construction
- Two interior metal corner supports on cabinet base
- Durable multi-layered painted drawer fronts and doors
- Matching interior and exterior finish
- Offered with a glass front option





## PEARL WHITE

- Shaker-style frameless cabinets with minimal detailing and a low profile
- Five-piece, solid wood frame doors have a robust mortise and tenon construction
- Solid wood drawers with dovetail joints
- Soft-close door and drawer mechanism
- 6-way adjustable hinges
- Concealed under-mount drawer glides with full extension
- 3/4" furniture-grade plywood construction
- Two interior metal corner supports on cabinet base
- Durable multi-layered painted drawer fronts and doors
- Matching interior and exterior finish
- Offered with a glass front option





## CLASSIC WHITE


- Frameless cabinet with raised panel doors for classical styling
- Five-piece, solid wood frame doors have a robust mortise and tenon construction
- Solid wood drawers with dovetail joints
- Soft-close door and drawer mechanism
- 6-way adjustable hinges
- 3/4" furniture-grade plywood construction.
- Concealed under-mount drawer glides with full extension
- Two interior metal corner supports on cabinet base
- Durable multi-layered painted drawer fronts and doors
- Matching interior and exterior finish





# MADURO

- Frameless cabinets with raised panel doors for classical styling
- Five-piece, solid wood frame doors have a robust mortise and tenon construction
- Solid wood drawers with dovetail joints
- Soft-close door and drawer mechanism
- 6-way adjustable hinges
- 3/4" furniture-grade plywood construction
- Concealed under-mount drawer glides with full extension
- Two interior metal corner supports on cabinet base
- Durable multi-layered painted drawer fronts and doors
- Matching interior and exterior finish
- Offered with a glass front option





# CONCRETE GRAY

- Solid 3/4" eco-friendly furniture board flat panel doors and drawer fronts
- Doors feature a double-sided concrete surface texture and matching edge-banding
- 6-way adjustable soft-close doors
- Full overlay frameless cabinets
- Non-toxic surface is safe, durable, and easy to clean
- Sturdy 3/4" white plywood box construction
- 3/4" plywood shelves with a 6-sided finish and metal supports
- Slim 1/2" double-walled metal drawer with a 5/8" plywood bottom and rear panel supports
- Full extension concealed undermount drawer glides

Concrete Gray






# HIGH GLOSS

- Solid 3/4" eco-friendly furniture board flat panel doors and drawer fronts
- Doors feature a a single-sided, distortion-free gloss finish with matching edge-banding
- 6-way adjustable soft-close doors
- Full overlay frameless cabinets
- Non-toxic surface is safe, durable, and easy to clean
- Sturdy 3/4" white plywood box construction
- 3/4" plywood shelves with a 6-sided finish and metal supports
- Slim 1/2" double-walled metal drawer with a 5/8" plywood bottom and rear panel supports
- Full extension concealed undermount drawer glides

Bayport\*



Harbor Gray



Ultra White



\*Grain matching is not available.






# SOLIDS

- Solid 3/4" eco-friendly engineered furniture board flat panel doors and drawer fronts
- Doors feature a single-sided lacquered super-matte finish and matching edge-banding
- 6-way adjustable soft-close doors
- Full overlay frameless cabinets
- Non-toxic surface is safe, durable, and easy to clean
- Sturdy 3/4" white plywood box construction
- 3/4" plywood shelves with a 6-sided finish and metal supports
- Slim 1/2" double-walled metal drawer with a 5/8" plywood bottom and rear panel supports
- Full extension concealed undermount drawer glides

Stone Gray




Carb2  
compliant



# WOODGRAINS

- Solid 3/4" eco-friendly engineered furniture board flat panel doors and drawer fronts
- Doors feature a double-sided "feel wood" surface texture with matching edge-banding
- 6-way adjustable soft-close doors
- Full overlay frameless cabinets
- Non-toxic surface is safe, durable, and easy to clean
- Sturdy 3/4" white plywood box construction
- 3/4" plywood shelves with a 6-sided finish and metal supports
- Slim 1/2" double-walled metal drawer with a 5/8" plywood bottom and rear panel supports
- Full extension concealed undermount drawer glides


Shoreline\*




Black Forest\*



Natural Oak\*



Umbria Elm\*



\*Grain matching is not available.





ASK US ABOUT THE NEXT  
GENERATION OF  
OUTDOOR \ INDOOR  
CABINETRY



Outdoor-Indoor Cabinetry

