






Finish: Chesapeake
w/ Oyster Glaze – Brushed



Finish: Sandstone




Finish: Frosty White
w/Pewter Glaze




Finish: Creamy Butter




White Finish: Frosty White
w/Chai Glaze – Brushed




Finish: Sage
w/Coffee Glaze – Heirloom




Finish: Crystal White



Finish: Slate Blue




Finish: Burgundy



Finish: Slate Blue
w/Coffee Glaze



Finish: Chesapeake
w/Caramel Glaze




Finish: Ebony – Antiqued



Finish: Crystal White
w/Coffee Glaze – Heirloom




Finish: Crystal White
w/Oyster Glaze – Brushed




Finish: Creamy Butter
w/Coffee Glaze – Heirloom




Finish: Designer White




Finish: Creamy Butter
w/White Glaze



Finish: Sage



Finish: Sandstone
w/Coffee Glaze



Finish: Antique White

COLOUR TONES




CRP-10 doors and custom inset drawer fronts shown in
Paint Grade Hard Maple with a Frosty White Colourtone.




PRISM PAINTS

Verona doors and Hastings drawer fronts shown in Paint Grade Hard Maple with a Conservative Gray - SW6183 Prism Paint.




Alabaster – SW7008



Down Pour – SW6516



Bravado Red – SW6320




Naval – SW6244




Sand Dune – SW6086



Overjoy – SW6689




Functional Gray – SW7024



Black Fox – SW7020




Dover White – SW6385



Tradewind – SW6218




Aloe – SW6464



Bohemian Black – SW6988




Parakeet – SW6711



Night Owl – SW7061




Chivalry Cooper – SW6353




Granite Peak – SW6250



Believable Buff – SW6120



Escape Gray – SW6185



Fully Purple – SW6983



Navajo White – SW6126